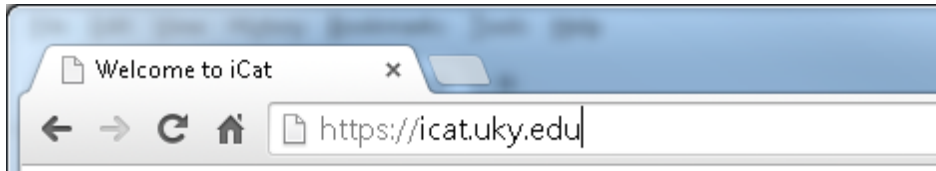


# E-Forms - Instructions

STEP 1: OPEN BROWSER AND GO TO iCAT WEBSITE (HTTPS://ICAT.UKY.EDU)

*Please Note: Your Linkblue Username and Password must be activated BEFORE you can fill out your pre arrival forms!*



STEP 2: CLICK ON THE LOGIN BUTTON

A screenshot of the iCat website homepage. At the top, it features the UK University of Kentucky logo and the text "INTERNATIONAL CENTER UNIVERSITY OF KENTUCKY". Below this is the "iCAT" logo and the tagline "online services for international students, scholars &amp; staff". The main heading is "Welcome to iCat". A paragraph of text describes the portal's purpose. Below this, there are two columns of service descriptions: "Full Client Services for Students &amp; Scholars" and "Limited Services for Students &amp; Scholars". A yellow arrow points to a "LOGIN" button located at the bottom of the "Full Client Services" column. Below the service descriptions, there are links for "International Student &amp; Scholar Statistical Reports", "Anonymous Feedback (surveys, evaluations, etc)", and "Administrative Services for University Departments".

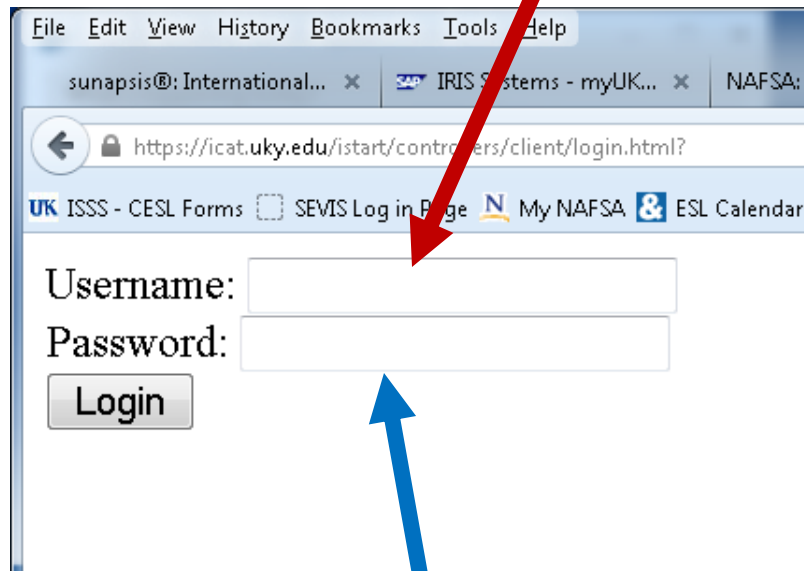
CLICK HERE

# E-Forms - Instructions

STEP 3: ENTER LINKBLUE USERNAME AND  
PASSWORD

STEP 4: IF YOU HAVE NOT REGISTERED YOUR  
ICAT RECORD TO YOUR LINKBLUE ID DO SO BY  
ENTERING YOUR UNIVERSITY ID AND BIRTHDAY

**LINKBLUE USERNAME**



File Edit View History Bookmarks Tools Help

sunapsis@: International... x IRIS Systems - myUK... x NAFSA:

https://icat.uky.edu/istart/controllers/client/login.html?


UK ISSS - CESL Forms SEVIS Log in Page My NAFSA & ESL Calendar

Username:

Password:

Login

**LINKBLUE PASSWORD**



UK INTERNATIONAL CENTER  
UNIVERSITY OF KENTUCKY

online services for  
international students,  
scholars & staff

Secure Online Session

iCAT Services Home Page

Network ID:

Online Services for International Students, Scholars, & Staff: Update your institutional information, request signatures, work authorization, certificate of enrollments, sign-up for sessions, and more.

PLEASE REGISTER BELOW FOR ISTART ONLINE SERVICES:

You are not on file as an international student or scholar with the institutional network ID of ISSSTEST. You can register your network ID with the system by linking your authenticated network ID with your university ID number.

University Identification Number \*

Date of Birth \*  Month  Day  Year

\* required fields

Register

# E-Forms - Instructions

STEP 5: CLICK THE '+' NEXT TO  
E-forms menu item

STEP 6: Select the form that you would like to  
submit a request for

The screenshot displays the iCAT Services Home Page. At the top, there is a logo for the University of Kentucky International Center (UK | INTERNATIONAL CENTER UNIVERSITY OF KENTUCKY) and the iCAT logo with the tagline "online services for international students, scholars & staff". Below the logo, there is a "Secure Online Session" section with a lock icon and a "Campus: University Of Kentucky" and "Network ID:" field. The main content area is titled "iCAT Services Home Page" and includes a description: "Online Services for International Students, Scholars, and Staff: Update your institutional information, request signatures, work authorization, certificate of enrollments, sign-up for sessions, and more." A left-hand navigation menu contains items: "iCAT Home Page", "E-Forms", "Session Sign-up", "Taxes", and "Logout of iCAT". A yellow arrow points to the "+" icon next to "E-Forms" with the text "Click Here". To the right of the menu is a "Recent Notes / Correspondence" section showing a note dated "04/27/2017: defered". Below this are two sections: "SEVIS Status Information" and "Options".

SEVIS Status Information	
SEVIS ID:	[REDACTED]
Status:	Active
Level:	Bachelor's
Program Start:	08/24/2016
Program End:	04/10/2017

Options
<input type="checkbox"/> View cases closed before today
<input type="checkbox"/> View correspondence and notes older than 60 days