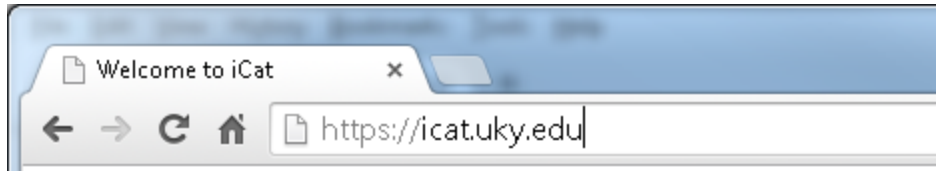


# Undergraduate Student Placement Testing Sign Up - Instructions

STEP 1: OPEN BROWSER AND GO TO iCAT WEBSITE (HTTPS://ICAT.UKY.EDU)

*Please Note: Your Linkblue Username and Password must be activated BEFORE you can sign up for a workshop!*



STEP 2: CLICK ON THE LOGIN BUTTON

A screenshot of the iCAT website homepage. At the top, it says "UK | INTERNATIONAL CENTER UNIVERSITY OF KENTUCKY" and "iCAT online services for international students, scholars &amp; staff". Below this is a "Welcome to iCat" section with a paragraph of text. There are two columns of services: "Full Client Services for Students &amp; Scholars" and "Limited Services for Students &amp; Scholars". A yellow arrow points to a "LOGIN" button located below the "Full Client Services" column. Below the service columns, there are links for "International Student &amp; Scholar Statistical Reports", "Anonymous Feedback (surveys, evaluations, etc)", and "Administrative Services for University Departments".

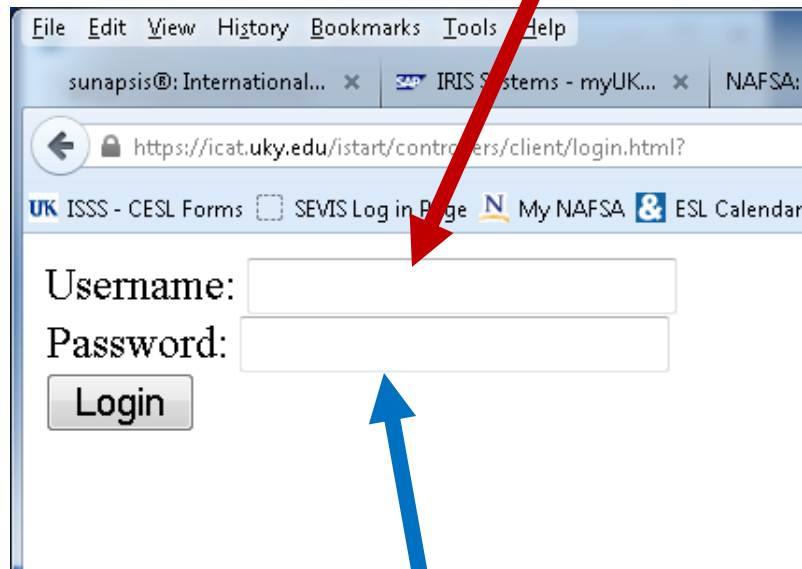
CLICK HERE

# Undergraduate Student Placement Testing Sign Up - Instructions

STEP 3: ENTER LINKBLUE USERNAME AND  
PASSWORD

STEP 4: IF YOU HAVE NOT REGISTERED YOUR  
ICAT RECORD TO YOUR LINKBLUE ID DO SO BY  
ENTERING YOUR UNIVERSITY ID AND BIRTHDAY

**LINKBLUE USERNAME**



File Edit View History Bookmarks Tools Help

sunapsis@: International... x IRIS Systems - myUK... x NAFSA:

https://icat.uky.edu/istart/controllers/client/login.html?


UK ISSS - CESL Forms SEVIS Log in Page My NAFSA & ESL Calendar

Username:

Password:

Login

**LINKBLUE PASSWORD**



UK INTERNATIONAL CENTER  
UNIVERSITY OF KENTUCKY

online services for international students, scholars & staff

Secure Online Session

iCAT Services Home Page

Network ID:

[iCAT Home Page](#)

[Logout of iCAT](#)

PLEASE REGISTER BELOW FOR ISTART ONLINE SERVICES:

You are not on file as an international student or scholar with the institutional network ID of ISSSTEST. You can register your network ID with the system by linking your authenticated network ID with your university ID number.

University Identification Number \*

Date of Birth \*  Month  Day  Year

\* required fields

[Register](#)

# Undergraduate Student Placement Testing Sign Up - Instructions

STEP 5: CLICK THE '+' NEXT TO  
SESSION SIGN-UPS

STEP 6: SELECT 'Undergraduate Student  
Placement Testing'

The screenshot shows the iCAT Services Home Page. At the top, there is the University of Kentucky logo and the text 'INTERNATIONAL CENTER UNIVERSITY OF KENTUCKY'. Below this is the iCAT logo and the text 'online services for international students, scholars & staff'. The page is titled 'iCAT Services Home Page' and contains a 'Secure Online Session' section with fields for Campus (University Of Kentucky) and Network ID. The main content area is divided into three columns: 'iCAT Home Page', 'SEVIS Status Information', and 'Options'. The 'iCAT Home Page' column contains a list of menu items: 'Biographical Information', 'Center for ESL', 'Pre/Post Arrival Forms', 'Session Sign-ups', 'Taxes', and 'Logout of iCAT'. A yellow arrow points to the '+' icon next to 'Session Sign-ups' with the text 'Click Here'.

All content copyright © 2012 University of Kentucky An equal opportunity university.

The screenshot shows the iCAT Services Home Page with the 'Session Sign-ups' menu item expanded. The expanded menu lists several options: 'Center for ESL New Student Workshop (Summer A Only)', 'Undergraduate Student Placement Testing', 'Center for ESL New Student Workshop (BSMP - Summer)', 'Center for ESL New Student Workshop (Summer B Only)', and 'Center for ESL New Student Workshop (Fall I Only)'. A yellow arrow points to 'Undergraduate Student Placement Testing' with the text 'Click Here'. The 'SEVIS Status Information' section shows 'No SEVIS Information on File.' and a note about contacting a sponsor. The 'Options' section has two checkboxes: 'View cases closed before today' and 'View correspondence and notes older than 60 days'.

All content copyright © 2012 University of Kentucky An equal opportunity university.

# Undergraduate Student Placement Testing Sign Up - Instructions

## STEP 7: CHOOSE A DATE FOR YOUR PLACEMENT TESTING

Please note: limited seating is available at each session

**UK | INTERNATIONAL CENTER UNIVERSITY OF KENTUCKY**

**iCAT** online services for international students, scholars & staff

**Secure Online Session**  
Campus: University Of Kentucky  
Network ID: [REDACTED]

**Undergraduate Student Placement Testing**  
New international undergraduate degree seeking students need to schedule their placement testing. Available testing dates are August 17th and 18th.

**Session Sign-ups**

- Center for ESL New Student Workshop (Summer A Only)
- Undergraduate Student Placement Testing
- Center for ESL New Student Workshop (BSMP - Summer)
- Center for ESL New Student Workshop (Summer B Only)
- Center for ESL New Student Workshop (Fall I Only)

**Calendar for August 2015:**

S	M	T	W	T	F	S
26	27	28	29	30	31	1
2	3	4	5	6	7	8
9	10	11	12	13	14	15
16	17	18	19	20	21	22
23	24	25	26	27	28	29
30	31	1	2	3	4	5

Please select a date  
Please select a date from the calendar to display available sessions for that date.

## STEP 8: TO SIGN UP, CLICK SIGN UP

**UK | INTERNATIONAL CENTER UNIVERSITY OF KENTUCKY**

**iCAT** online services for international students, scholars & staff

**Secure Online Session**  
Campus: University Of Kentucky  
Network ID: [REDACTED]

**Undergraduate Student Placement Testing**  
New international undergraduate degree seeking students need to schedule their placement testing. Available testing dates are August 17th and 18th.

**Events for August 17, 2015**

Start Time: 01:00 PM  
End Time: 03:00 PM  
Location: B 108a in the W.T. Young Library

**SIGN UP**

All content copyright © 2012 University of Kentucky An equal opportunity university.

*If you receive the message below, the session time is full.  
Please select another date or time!*

**Failure—You must correct your errors below & resubmit**

- Sorry, this session had space available at the time you loaded the web page, but is now fully booked. Please select another available session.

Close

All content copyright © 2012 University of Kentucky An equal opportunity university.

# Undergraduate Student Placement Testing Sign Up - Instructions

STEP 9: IF SIGNED UP, YOUR SCREEN SHOULD  
LOOK LIKE THE ONE BELOW

The screenshot shows the iCAT website interface. At the top, there is the UK International Center logo and the text 'INTERNATIONAL CENTER UNIVERSITY OF KENTUCKY'. Below this is a navigation menu with options like 'iCAT Home Page', 'Biographical Information', 'Center for ESL', 'Pre/Post Arrival Forms', 'Session Sign-ups', 'Taxes', and 'Logout of iCAT'. The main content area displays 'Undergraduate Student Placement Testing' with a status of '--- Successfully Processed ---'. It provides details for a session on 08/17/2015, from 01:00 PM to 03:00 PM, located in B 108a in the W.T. Young Library. A sidebar on the left shows a 'Secure Online Session' with redacted information for campus and network ID.

***PLEASE BE ON TIME TO YOUR WORKSHOP. DON'T FORGET TO  
BRING THE FOLLOWING INFORMATION/DOCUMENTS WITH YOU:***

- PASSPORT
- I-20/DS-2019
- VISA
- U.S. ADDRESS (*WITH APARTMENT NUMBER*)
- LINKBLUE USERNAME & PASSWORD
- EMERGENCY CONTACT INFORMATION (NAME, PHONE NUMBER, EMAIL)